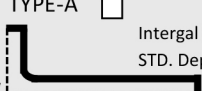


DATE:	Contact:	<a href="mailto:orderdesk@mrmarble.com">orderdesk@mrmarble.com</a>		
BillName:	TEL:	<a href="tel:905-760-2395">Fax:905-760-2395</a>		
Address:	FAX:	Pick Up: <input type="checkbox"/>	FOB Sh/Pt. <input type="checkbox"/>	FOB Dest. <input type="checkbox"/>
	Customer:	TagName:		
		PO#:		

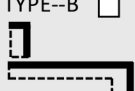
**circle all your choices below**

**TYPE-A** ☐

Intergal Back Splash  
STD. Depths 19", 22" & 23"  
3/4" thick deck

side view 

**TYPE--B** ☐

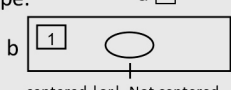
side view 

**B & B1** 3/4" || 1-1/2"  
**B2 & B3** 2" || 3"

No Back splash  
Drop Lip & Single Bevel  
Optional loose splashes

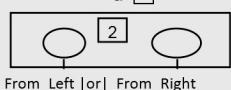
Shape:

a ☐



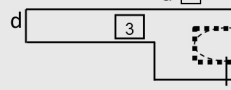
centered |or| Not centered

a ☐




From\_Left |or| From\_Right

a ☐

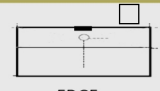


c


a ☐



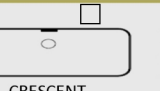
c



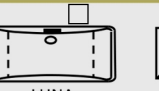
EDGE



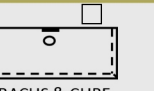
Plaza



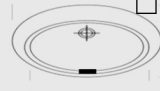
CRESCENT




LUNA




ABACUS & CUBE



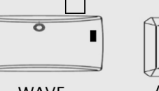
OVAL RECESS



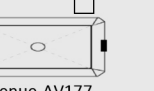
OVAL NON



RECTANGULAR



WAVE



Avenue-AV177

UnderMounts

☐   
Ceramic-Oval

☐   
Ceramic-Rect.

Sinks: circle choices above:

SMALL ☐ MEDIUM ☐ LARGE ☐

FAUCETS: spacing or Model

Single Hole | 4" | 8" | Specify other: \_\_\_\_\_

OVAL | or | RECT

**COLOR code/name/special:**

**BOWL COLOR :** Same as Top ☐

SolidColorSink ONR\* [only] ☐ WHITE

OverFlow cover **chrome** ☐ none ☐

**Overall Size with Information & Diagram:**

CounterTop

Length: ☐

Depth: ☐

L-OffSet ☐

R-OffSet: ☐

Sink: ☐

**ADD On Options : chargeable**

Additional sink:	(ADD) Sinks #2, #3....	*Price Range only includes 1 Sink: each	<input type="checkbox"/>
Remove Integral Sink:	(DELETE) Standard Sink - Dry Vanity	(credit)	<input type="checkbox"/>
Upgrade to White Sink Color:	ADD-SOLID Colour Oval-Non-Recess-Sink - WHITE	p/sink	<input type="checkbox"/>
Replace Integral sink with:	CERAMIC Under Mount Oval or Rectangular	p/sink	<input type="checkbox"/>
Replace Integral Sink	BOWL HOLE - (UnderMount or Drop In) By other Mfgr	p/hole	<input type="checkbox"/>
SideSplash:	SIDESPLASH - (L or R) MAX of 25" x 4"	each	<input type="checkbox"/>
Surcharge-Finished Edges:	ADD Finished Edge [ > than 2] - Tops, Slabs & Walls	p/top	<input type="checkbox"/>
Radius Corner:	ROUNDED Corners & ANGLE Clips - sizes 1"- 6"	each	<input type="checkbox"/>
Odd Shape Charge:	Banjo, AngleCut,Irregular, L-Shape, Rounded Front	p/top	<input type="checkbox"/>
Other than 19",22" & 23":	CUSTOM DEPTH <sup>3</sup> - [Non Standard] 17" to 25" MAX	each	<input type="checkbox"/>
Splash for Type B Tops	Separate BackSplash - 4" max Tall - All colors	p/splash	<input type="checkbox"/>
DroLip or Single Bevel	THICK EDGE B1 - 1-1/2" DroLip & Single Bevel	\$/inch	<input type="checkbox"/>
Profile exposed Edges 2" Tall	THICK EDGE B2 - 2" DroLip	\$/inch	<input type="checkbox"/>
B:3/4" EDGE Shape 	CONCAVE EDGE 3/4" - 'OG' Profile	p/top	<input type="checkbox"/>
B:3/4" EDGE Shape 	DRIPLESS EDGE DLE (Front & 1 Side only) 17" to 25" Tops	p/top	<input type="checkbox"/>
Cardboard Boxing		each	<input type="checkbox"/>

Order Sign-Off:

Date: