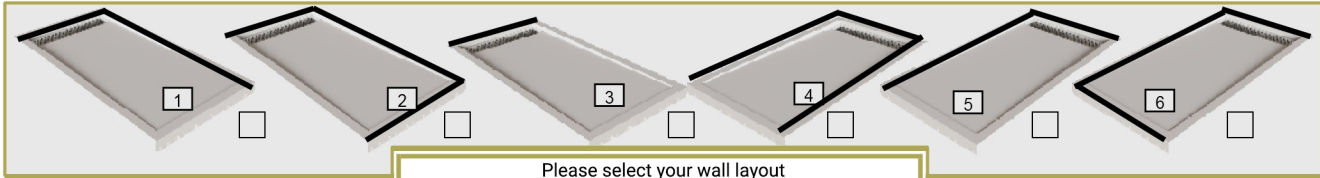


DATE:	Contact:	<a href="mailto:orderdesk@mrmarble.com">orderdesk@mrmarble.com</a>		
BillName:	TEL:	<a href="tel:905-760-2395">Fax:905-760-2395</a>		
Address:	FAX:	Pick Up: <input type="checkbox"/>	FOB Sh/Pt. <input type="checkbox"/>	FOB Dest. <input type="checkbox"/>
	Customer:	TagName:		
		PO#:		

**LATO Linear wet Stone BASES - FIXED\_sizes - Stud Layout** NO SIDE WALLS - see Cubetto\_Build



<u><b>COLOR code/name/special:</b></u>	Recommended drain: 1. Sioux Chief 825 series 2. OS&B: SD5135
--	--

LaTo Model	DRAIN	LATO linear Stone Shower Bases	Wall    Stud layout no:	LATO BASE - On Site dams
LSB3636	Linear END	LATO - 36" x 36" wetStone	<input type="checkbox"/>	CWD48 Dam:Set#1 [36+48+36] <input type="checkbox"/>
LSB4836	Linear END	LATO - 48" x 36" wetStone	<input type="checkbox"/>	CWD60 Dam:Set#2 [36+60+36] <input type="checkbox"/>
LSB6032	Linear END	LATO - 60" x 32" wetStone	<input type="checkbox"/>	CWD72 Dam:Set#3 [42+72+42] <input type="checkbox"/>
LSB6042	Linear END	LATO - 60" x 42" wetStone	<input type="checkbox"/>	CWDCST Water Dam - Set per inch <input type="checkbox"/>
<b>Linear Grate</b>		Included <input type="checkbox"/>	STAINLESS <input type="checkbox"/>	LENGTH Breakdown:

**SORETTO | Horizontal & Vertical recessed Niches**

**SORETTO - COLOR code/name:**


**Disclaimer:**

We do not offer custom sizes in linear lato base and drain location in 5-5/8" from back wall


# ORDER FORM - CUBETTO WET FLOORS STANDARD

DATE:	Contact:	<a href="mailto:orderdesk@mrmarble.com">orderdesk@mrmarble.com</a>
BillName:	TEL:	<a href="tel:905-760-2395">Fax:905-760-2395</a>
Address:	FAX:	Pick Up: <input type="checkbox"/> FOB Sh/Pt. <input type="checkbox"/> FOB Dest. <input type="checkbox"/>
	Customer:	TagName:
		PO#:


## CUBETTO wetStone: DC-FIXED\_sizes - Wall | Stud Layout




1




2




3




4



5



6



7

Please select your wall layout

### COLOR code/name/special:

### Recommended drain:

1. Sioux Chief 825 series
2. OS&B: SD5135

wet Floor#	DRAIN	CUBETTO fixed SIZE *centered Drains*	Wall    Stud layout no:	Bonded Dams Y   N	ON_Site Dams LOOSE	Threshold OR Ramp	QTY
CF3232	CTR	32" x 32" wetStone Floor					
CF3636	CTR	36" x 36" wetStone Floor					
CF3642	CTR	36" x 42" wetStone Floor					
CF3648	CTR	36" x 48" wetStone Floor					
CF4248	CTR	42" x 48" wetStone Floor					
CF3060	CTR	30" x 60" wetStone Floor					
CF3060TR	L_8"    R_8"	30" x 60" wetStone Floor TR					
CF3260TR	L_8"    R_8"	32" x 60" wetStone Floor TR					
CF3260	CTR	32" x 60" wetStone Floor					
CF3660	CTR	36" x 60" wetStone Floor					
CF4260	CTR	42" x 60" wetStone Floor					
CF3672	CTR	36" x 72" wetStone Floor					
CF4272	CTR	42" x 72" wetStone Floor					

### Cubetto Grates included with centered\_drains Fixed\_Size Soft Stone FLOORS

#### GRATE

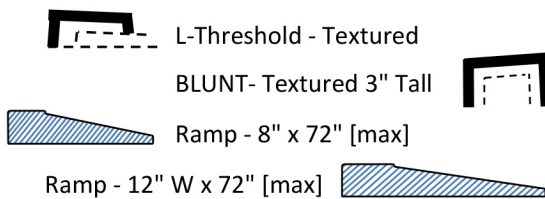
choice →

WHITE

BLACK

STAINLESS

### CUBETTO FLOOR - ADD- Thresholds & /Ramps



#of inches

### CUBETTO FLOOR - On Site dams

CWD48	Dam:Set#1 [36+48+36]	<input type="checkbox"/>
CWD60	Dam:Set#2 [36+60+36]	<input type="checkbox"/>
CWD72	Dam:Set#3 [42+72+42]	<input type="checkbox"/>
CWDCST	Water Dam - Set per inch*	<input type="checkbox"/>

BrokenDown inch\*:

Information | Diagram:

All drains are centred except our  
CF30607R and CF32607R

Order Sign-Off:

Date:

DATE:	Contact:	<a href="mailto:orderdesk@mrmarble.com">orderdesk@mrmarble.com</a>		
BillName:	TEL:	<a href="tel:905-760-2395">Fax:905-760-2395</a>		
Address:	FAX:	Pick Up: <input type="checkbox"/>	FOB Sh/Pt. <input type="checkbox"/>	FOB Dest. <input type="checkbox"/>
	Customer:	TagName:		
		PO#:		

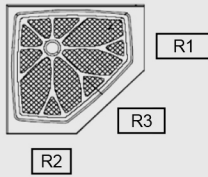
circle all your choices below

COLOR code/name/special:

**Drain fixture [not included]**


- Recommended drain:  
 1. Sioux Chief 825 series  
 2. OS&B: SD5135

TRADITIONAL - *Neo-Angle*



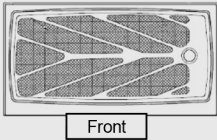
SIZE	Drain	R1	R2	R3	QTY	Color
36" x 36"	12"x12"	18	18	25 1/2		
36" x 36"	12"x12"	18	18	25 1/2		
38" x 38"	12"x12"	20 1/4	20 1/4	25 1/8		
42" x 42"	12"x12"	18	18	25 1/2		
48" x 48"	12"x12"	28 1/2	28 1/2	27 1/2		

TRADITIONAL - *Square*



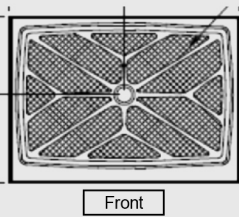
SIZE	Drain [L-left   R-right   B-back]	Threshold	QTY	Color
32" x 32"	L-16" B-16"	32		
36" x 32"	L-18" B-16"	32		
36" x 36"	L-18" B-17"	36		
36" x 36"	L-16-3/4" B-16-3/4" Double Threshold	36 + 36		

TRADITIONAL - *Tub Replacement*



L x W inch	Drain [L-left   R-right   B-back]	Threshold	QTY	Color
60" x 32"	LEFT L-8" B-15"	Front 60"		
60" x 32"	RIGHT R-8" B-15"	Front 60"		

TRADITIONAL - *Rectangular*



L x W inch	Drain [L-left   R-right   B-back]	Threshold	QTY	Color
36" x 32"	L-18" B-16"	36		
48" x 33.5"	L-24" B-16"	48		
48" x 36"	L-24" B-17"	48		
60" x 36"	L-30" B-17"	60		
60" x 42"	L-30" B-21-3/4" w/Ramp	60		

Instructions:

Order Sign-Off:

Date:

# ORDER FORM - CUBETTO CUSTOM BUILD

DATE:	Contact:	<a href="mailto:orderdesk@mrmarble.com">orderdesk@mrmarble.com</a>
BillName:	TEL:	<a href="tel:905-760-2395">Fax:905-760-2395</a>
Address:	FAX:	Pick Up: <input type="checkbox"/> FOB Sh/Pt. <input type="checkbox"/> FOB Dest. <input type="checkbox"/>
	Customer:	TagName:
		PO#:

**CUBETTO wet Stone FLOORS** with FINISHED\_Std.Round Drain OLD STYLE or ADD 5" Square Grate |

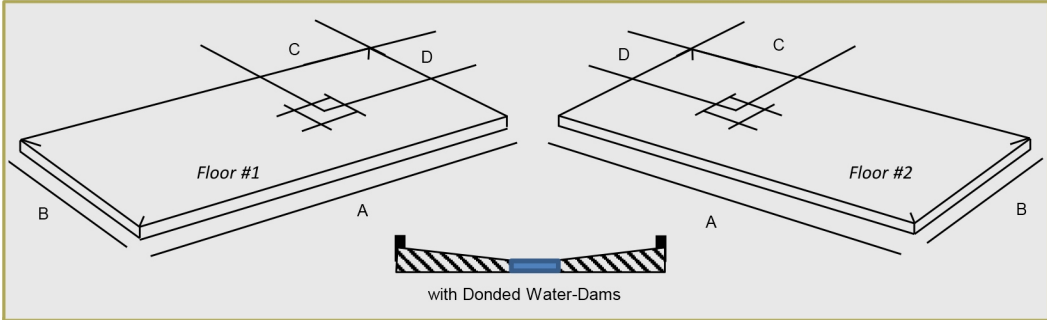
COLOR code/name/special:

**Drain fixture [not included]**

- Recommended drain:  
 1. Sioux Chief 825 series  
 2. OS&B: SD5135

IMPORTANT || a=length/entrance || b=width/depth || c=Drain center from L/R wall || d=Drain center from rear wall \\ STUD WALLS mark 'x'

Floor #:	SIZE:
Left/Right: A	
Front/Back: B	
OffSet: C	
OffSet: D	
Dams <input checked="" type="checkbox"/>	mark X on dia, <input type="checkbox"/>
<b>'DRAIN COVER'</b>	

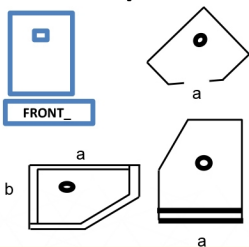


FLOOR - SURFACE - 2 choices	
STD.Rnd by others <input type="checkbox"/>	5"x 5" sq. by MMr <input type="checkbox"/>
CUBETTO FLOOR Soft Stone #1 <input type="checkbox"/>	*Textured   Pebble #2 <input type="checkbox"/>   *max size 72 x 60 DC

### Build Floors or Build Shower Bases? Add\_CUBETTO wet Stone Options...

PLEASE! INDICATE STUD WALLS with an 'X'	OPTIONS chosen: advise where on diagram or written	UOM	ordering	
<b>CUBETTO wet Floor _ [w/bonded Dams]</b>	→	Square Feet		
U-Threshold - 2-1/2" Tall	2-1/2"	p/inch		
L-Threshold - Textured	NOT AVAILABLE with custom floors	p/inch		
BLUNT-Threshold - Textured	3"	p/inch		
Side Wall - 1-1/2" x 2-1/2" Tall		p/inch		
Ramp - 8" x 72" [max]		p/inch		
Ramp - 12" W x 72" [max]		p/inch		
U-Threshold - 4" Tall	upgrade:	surcharge		
Side-Wall - 4" Tall	upgrade:	surcharge		
CUBETTO - SquareGRATE_5"	Brushed    White    Black	each		

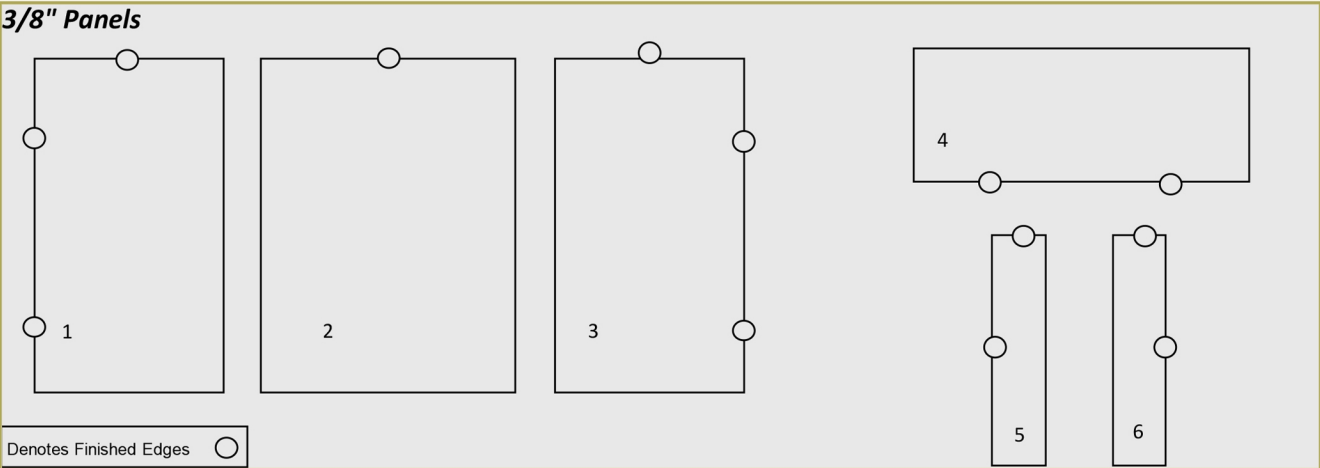
#### shapes



#### BUILD your own shape & ADD-Options from above

Order Sign-Off:	Date:
-----------------	-------

DATE:	Contact:	<a href="mailto:orderdesk@mrmarble.com">orderdesk@mrmarble.com</a>		
BillName:	TEL:	<a href="tel:905-760-2395">Fax:905-760-2395</a>		
Address:	FAX:	Pick Up: <input type="checkbox"/>	FOB Sh/Pt. <input type="checkbox"/>	FOB Dest. <input type="checkbox"/>
	Customer:	TagName:		
		PO#:		
<b><u>COLOR code/name/special:</u></b>		Note:		



PANEL 1 _____	PANEL 4 _____	WallTrim - 100 inches Tall		QTY:
PANEL 2 _____	PANEL 5 _____	Inside Corner		
PANEL 3 _____	PANEL 6 _____	Frame Trim		

**3/4" SLAB - THRESHOLD**

Joining Trim			
MiNi' Joining Trim			
EDGE_Options		where	# of inches
DropLip 1-1/2"			
Single Bevel 1-1/2"			
OG Concave 3/4"			
Rounded Corner			

PACKAGING	CARDBOARD* Yes <input type="checkbox"/> No <input type="checkbox"/>	special instructions:
*charges apply	CRATING* Yes <input type="checkbox"/> No <input type="checkbox"/>	

Order Sign-Off: \_\_\_\_\_ Date: \_\_\_\_\_

DATE:	Contact:	<a href="mailto:orderdesk@mrmarble.com">orderdesk@mrmarble.com</a>		
BillName:	TEL:	<a href="tel:905-760-2395">Fax:905-760-2395</a>		
Address:	FAX:	Pick Up: <input type="checkbox"/>	FOB Sh/Pt. <input type="checkbox"/>	FOB Dest. <input type="checkbox"/>
	Customer:	TagName:		
<b>COLOR code/name/special:</b>		UPGD. Colors: S75, S02, S04 & S81		Note:

**INSIDE CORNER TRIM**

Length 100" / 254cm

Color:

QTY:

**EDGE or FRAME TRIM**

Length 100" / 254cm

Color:

QTY:

**OUTSIDE CORNER TRIM**

Length 100" / 254cm

Color:

QTY:

**JOINING or CAP TRIM (Large)**

Length 100" / 254cm

Color:

QTY:

**JOINING or CAP TRIM (Mini)**

Length 100" / 254cm

Color:

QTY:

**CORNER Shower Seat**

18- Oval Corner Shower Seat

Color:

QTY:

**CORNER Seat w/Supports**

per SET: 3pcs

Color:

#Sets:

**CORNER SOAP Combo (WM)**

20"

10"

Color:

QTY:

**CORNER SHELF (WM)**

7-3/8"

Color:

QTY:

**CORNER SOAP LEGDE (WM)**

9" x 9"

Color:

QTY:

Order Sign-Off: \_\_\_\_\_ Date: \_\_\_\_\_

DATE:	Contact:	<a href="mailto:orderdesk@mrmarble.com">orderdesk@mrmarble.com</a>		
BillName:	TEL:	<a href="tel:905-760-2395">Fax:905-760-2395</a>		
Address:	FAX:	Pick Up: <input type="checkbox"/>	FOB Sh/Pt. <input type="checkbox"/>	FOB Dest. <input type="checkbox"/>
	Customer:	TagName:		
		PO#:		
<u>COLOR code/name/special:</u>		Note:		

**SORETTO stone Tower Storage Teirs**

<p><b>PNK3812</b></p> <p><input type="checkbox"/> <b>PNK3812</b> 38"T x 12"W cut out size 32-1/4" x 10" Rail N/A</p>	<p><b>PNK6112</b></p> <p><input type="checkbox"/> <b>PNK6112</b> 61"T x 12"W cut out size 42" x 10" Rail:UPGD</p>	<p><b>PNK8412</b></p> <p><input type="checkbox"/> <b>PNK8412</b> 84"T x 12"W cut out size 56" x 10" Rail:UPGD</p>	<p><b>Recessed-Combo</b> <input type="checkbox"/></p> <p>Color: <input type="text"/></p> <p>QTY: <input type="text"/></p>	<p><b>Recessed-Shampoo</b> <input type="checkbox"/></p> <p>Color: <input type="text"/></p> <p>QTY: <input type="text"/></p>
--	---	---	---	---

**VERTICAL**

14 Niche 12"W x 14"T x 3-3/4"D

Color:

QTY:

**VERTICAL**

22 Niche 12"W x 22"T x 3-3/4"D

Color:

QTY:

**HORIZONTAL**

14 Niche 24"W x 14"T x 3-3/4"D

Color:

QTY:

**HORIZONTAL**

36 Niche 36"W x 14"T x 3-3/4"D

Color:

QTY:

Order Sign-Off: \_\_\_\_\_

Date: \_\_\_\_\_

DATE:	Contact:	<a href="mailto:orderdesk@mrmarble.com">orderdesk@mrmarble.com</a>		
BillName:	TEL:	<a href="tel:905-760-2395">Fax:905-760-2395</a>		
Address:	FAX:	Pick Up: <input type="checkbox"/>	FOB Sh/Pt. <input type="checkbox"/>	FOB Dest. <input type="checkbox"/>
	Customer:	TagName:		
		PO#:		

**circle all your choices below**

**TYPE-A**

side view Intergal Back Splash  
STD. Depths 19", 22" & 23"  
3/4" thick deck

**TYPE--B**

side view

**B & B1**  3/4" || 1-1/2"

**B2 & B3**  2" || 3"

No Back splash  
Drop Lip & Single Bevel  
Optional loose splashes

Shape:

a  

centered |or| Not centered

a  

From\_Left |or| From\_Right

a

a

<input type="checkbox"/> EDGE	<input type="checkbox"/> Plaza	<input type="checkbox"/> CRESCENT	<input type="checkbox"/> LUNA	<input type="checkbox"/> ABACUS & CUBE
<input type="checkbox"/> OVAL RECESS	<input type="checkbox"/> OVAL NON	<input type="checkbox"/> RECTANGULAR	<input type="checkbox"/> WAVE	<input type="checkbox"/> Avenue-AV177

UnderMounts

Ceramic-Oval

Ceramic-Rect.

Sinks: circle choices above:  
SMALL  MEDIUM  LARGE

FAUCETS: spacing or Model  
Single Hole | 4" | 8" | Specify other: \_\_\_\_\_

OVAL | or | RECT

**COLOR code/name/special:** \_\_\_\_\_

**BOWL COLOR :** Same as Top

SolidColorSink ONR\* [only]  WHITE

OverFlow cover **chrome**  none

**Overall Size with Information & Diagram:**

	CounterTop
Length:	<input type="checkbox"/>
Depth:	<input type="checkbox"/>
L-OffSet:	<input type="checkbox"/>
R-OffSet:	<input type="checkbox"/>
Sink:	<input type="checkbox"/>

**ADD On Options : chargeable**

Additional sink:	(ADD) Sinks #2, #3....	*Price Range only includes 1 Sink: each	<input type="checkbox"/>
Remove Intergral Sink:	(DELETE) Standard Sink - Dry Vanity	(credit)	<input type="checkbox"/>
Upgrade to White Sink Color:	ADD-SOLID Colour Oval-Non-Recess-Sink - WHITE	p/sink	<input type="checkbox"/>
Replace Integral sink with:	CERAMIC Under Mount Oval or Rectangular	p/sink	<input type="checkbox"/>
Replace Integral Sink	BOWL HOLE - (UnderMount or Drop In) By other Mfgr	p/hole	<input type="checkbox"/>
SideSplash:	SIDESPLASH - (L or R) MAX of 25" x 4"	each	<input type="checkbox"/>
Surcharge-Finished Edges:	ADD Finished Edge [ > than 2] - Tops, Slabs & Walls	p/top	<input type="checkbox"/>
Radius Corner:	ROUNDED Corners & ANGLE Clips - sizes 1"- 6"	each	<input type="checkbox"/>
Odd Shape Charge:	Banjo, AngleCut,Irregular, L-Shape, Rounded Front	p/top	<input type="checkbox"/>
Other than 19",22" & 23":	CUSTOM DEPTH <sup>3</sup> - [Non Standard] 17" to 25" MAX	each	<input type="checkbox"/>
Splash for Type B Tops	Separate BackSplash - 4" max Tall - All colors	p/splash	<input type="checkbox"/>
DroLip or Single Bevel	THICK EDGE B1 - 1-1/2" DroLip & Single Bevel	\$/inch	<input type="checkbox"/>
Profile exposed Edges 2" Tall	THICK EDGE B2 - 2" DroLip	\$/inch	<input type="checkbox"/>
B:3/4" EDGE Shape	CONCAVE EDGE 3/4" - 'OG' Profile	p/top	<input type="checkbox"/>
B:3/4" EDGE Shape	DRIPLESS EDGE DLE (Front & 1 Side only) 17" to 25" Tops	p/top	<input type="checkbox"/>
Cardboard Boxing		each	<input type="checkbox"/>

Order Sign-Off: \_\_\_\_\_ Date: \_\_\_\_\_