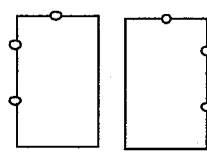
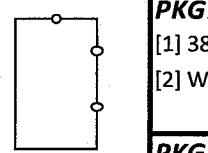
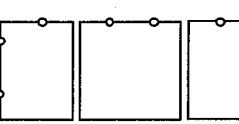
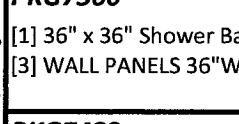



DATE:				Contact:				Mr MARBLE™ ORDER DESK FAX:905-760-2395			
STORE:				TEL:							
LOCATION:				FAX:				Pick Up <input type="checkbox"/>			
PO#:				TAG Name:				FOB Ship Pt. <input type="checkbox"/>			
								FOB Dest. <input type="checkbox"/>			
								Boxed <input type="checkbox"/>			
								Del Req: <input type="checkbox"/>			
SHOWER BASE - Colour						WALL PANEL - Colour					
S09 <input type="checkbox"/>	S75 <input type="checkbox"/>	M09 <input type="checkbox"/>	M75 <input type="checkbox"/>			S09 <input type="checkbox"/>	S75 <input type="checkbox"/>	M09 <input type="checkbox"/>	M75 <input type="checkbox"/>		
S02 <input type="checkbox"/>	S81 <input type="checkbox"/>	M33 <input type="checkbox"/>	M35 <input type="checkbox"/>			S02 <input type="checkbox"/>	S81 <input type="checkbox"/>	M33 <input type="checkbox"/>	M35 <input type="checkbox"/>		
S04 <input type="checkbox"/>		M37 <input type="checkbox"/>				S04 <input type="checkbox"/>		M37 <input type="checkbox"/>			
TWO [2] WALL & SHOWER BASE						THREE [3] WALL & SHOWER BASE					
36 Neo + 2 Walls 72" T PKG#1 <input type="checkbox"/>				32 SQ + 3 Walls 72" T PKG#6 <input type="checkbox"/>				60 x 32* + 3 Walls 72" T			
38 Neo + 2 Walls 72" T PKG#2 <input type="checkbox"/>				36 SQ + 3 Walls 72" T PKG#7 <input type="checkbox"/>				PKG#11 <input type="checkbox"/>			
42 Neo + 2 Walls 72" T PKG#3 <input type="checkbox"/>				36 x 32 + 3 Walls 72" T PKG#8 <input type="checkbox"/>				*drain left <input type="checkbox"/>			
48 Neo + 2 Walls 72" T PKG#4 <input type="checkbox"/>				48 x 33-1/2 + 3 Walls 72" T PKG#9 <input type="checkbox"/>				*drain right <input type="checkbox"/>			
36 Square 2 Thresholds PKG#5 <input type="checkbox"/>				48 x 36 + 3 Walls 72" T PKG#10 <input type="checkbox"/>							
Custom Taller Panels greater than 72" and less than 84" [UPSIZE] <input type="checkbox"/>										New Height <input type="checkbox"/>	
This is a chargeable Upsize: see page 34 for pricing 66517150135											

PKG736N PK#1 [1] 36" x 36" Neo Angle Base [2] WALL PANELS 36"W x 72"T QTY Sets: <input type="checkbox"/>		PKG738N PK#2 [1] 38" x 38" Neo Angle Base [2] WALL PANELS 38"W x 72"T QTY Sets: <input type="checkbox"/>	
PKG742N PK#3 [1] 42" x 42" Neo Angle Base [2] WALL PANELS 42"W x 72"T QTY Sets: <input type="checkbox"/>	Height - Tall Standard 72" <input type="checkbox"/>	PKG748N PK#4 [1] 48" x 48" Neo Angle Base [2] WALL PANELS 48"W x 72"T QTY Sets: <input type="checkbox"/>	Upgrade Height greater 72" less than 84" <input type="checkbox"/>
PKG736T PK#5 [1] 36" x 36" Square Double Threshold [2] WALL PANELS 36"W x 72"T QTY Sets: <input type="checkbox"/>	Height <small>indicate height</small>		
PKG7322 PK#6 [1] 32" x 32" Shower Base [3] WALL PANELS 32"W x 72"T QTY Sets: <input type="checkbox"/>		PKG7366 PK#7 [1] 36" x 36" Shower Base [3] WALL PANELS 36"W x 72"T QTY Sets: <input type="checkbox"/>	
PKG7362 PK#8 [1] 36" x 32" Shower Base [2] Wall 32"W x 72"T & [1] 36"W x 72"T QTY Sets: <input type="checkbox"/>	Height - Tall Standard 72" <input type="checkbox"/>	PKG7483 PK#9 [1] 48" x 33.5" Shower Base [2] Wall 33.5"W x 72"T & [1] 48"W x 72"T QTY Sets: <input type="checkbox"/>	Upgrade Height greater 72" less than 84" <input type="checkbox"/>
PKG7486 PK#10 [1] 48" x 36" Shower Base [2] Wall 36"W x 72"T & [1] 48"W x 72"T QTY Sets: <input type="checkbox"/>	Height <small>indicate height</small>	PKG7602 PK#11 [1] 60" x 32" Shower Base L/R [2] Wall 32"W x 72"T & [1] 60"W x 72"T Specify Drain Location: Left <input type="checkbox"/> Right <input type="checkbox"/>	Height <small>indicate height</small>
Special Instructions:	CORNER SHELF [1 only]  (no extra charge)	PACKAGING Base-Color <input type="checkbox"/> CardBoard Yes <input type="checkbox"/> No <input type="checkbox"/> or Wall-Color <input type="checkbox"/> CRATING* Yes <input type="checkbox"/> No <input type="checkbox"/> *EXTRA charges apply.	